


# SKM 100GB123D



**SEMITRANS™ 2**

## IGBT Modules

SKM 100GB123D

SKM 100GAL123D

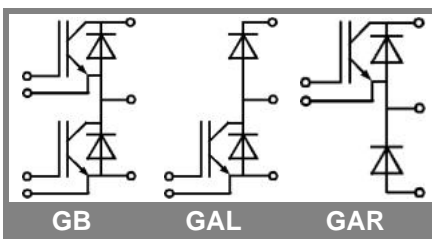
SKM 100GAR123D

### Features

- MOS input (voltage controlled)
- N channel, Homogeneous Si
- Low inductance case
- Very low tail current with low temperature dependence
- High short circuit capability, self limiting to  $6 \times I_{Cnom}$
- Latch-up free
- Fast & soft inverse CAL diodes
- Isolated copper baseplate using DCB Direct Copper Bonding Technology
- Large clearance (10 mm) and creepage distances (20 mm)

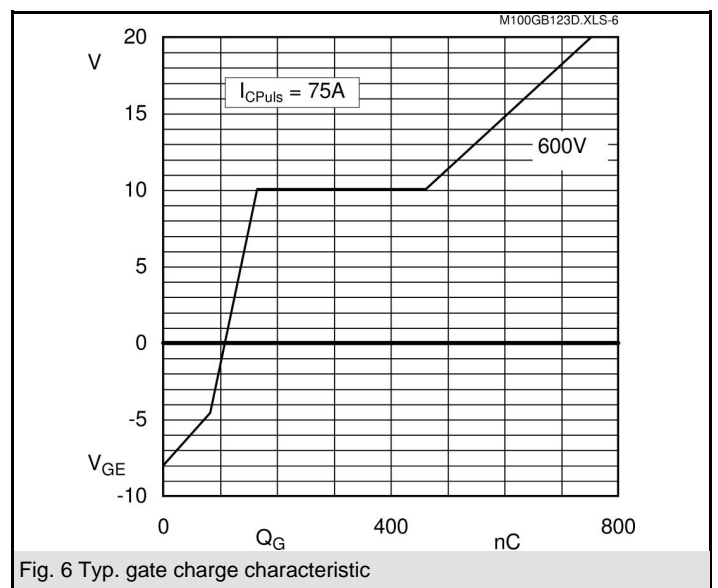
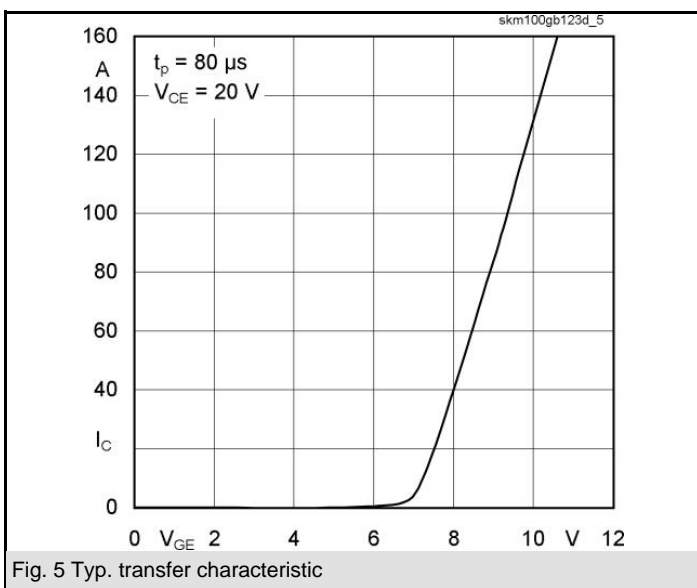
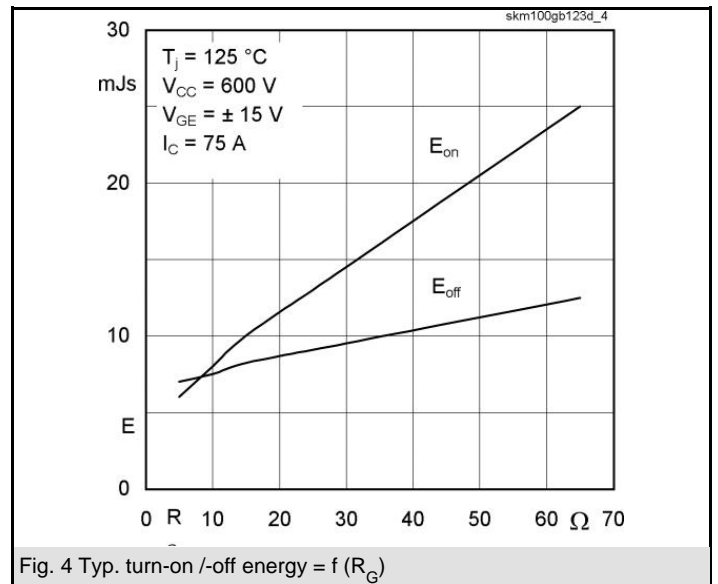
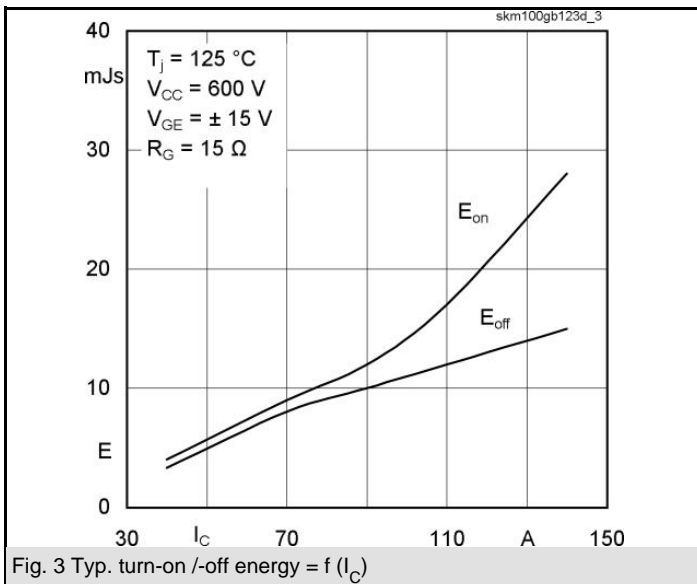
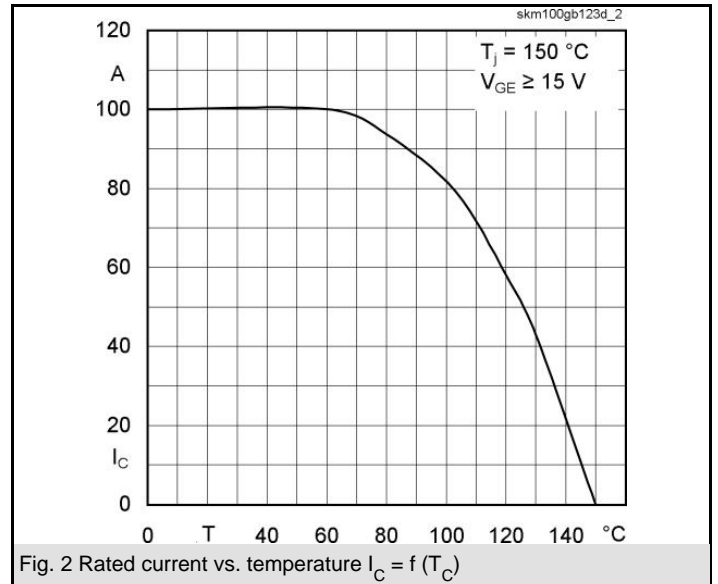
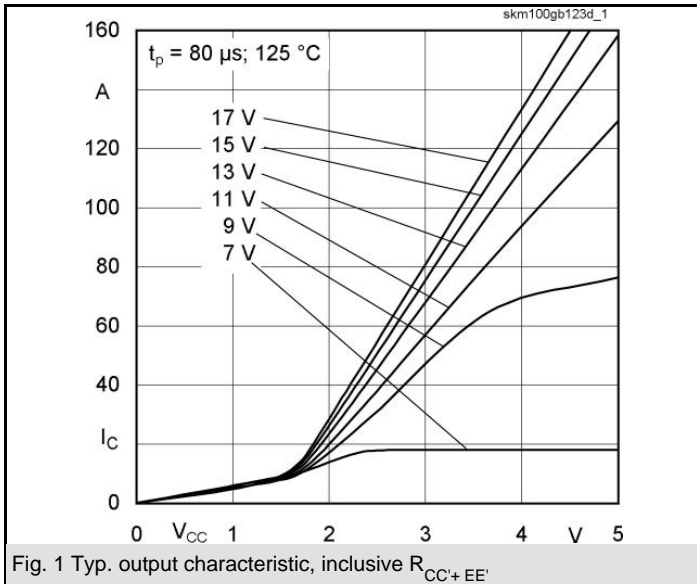
### Typical Applications

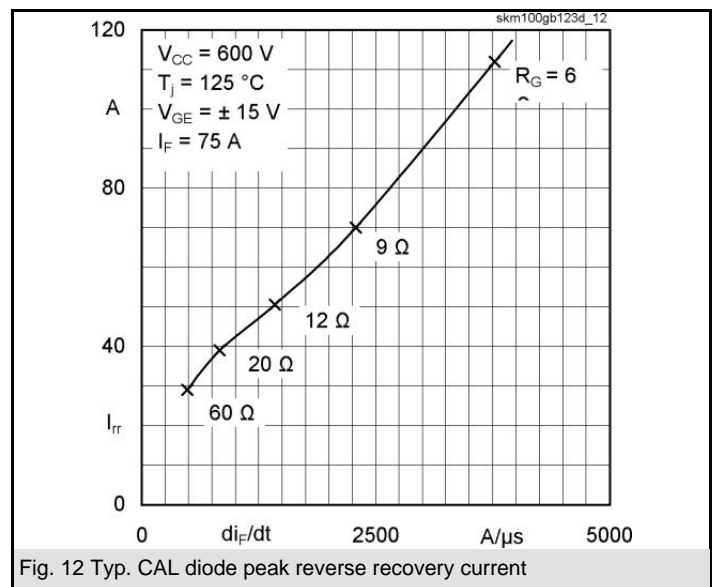
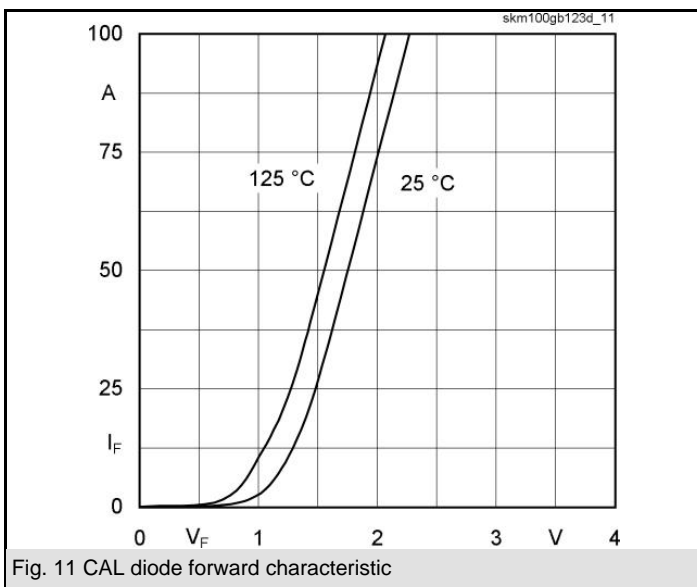
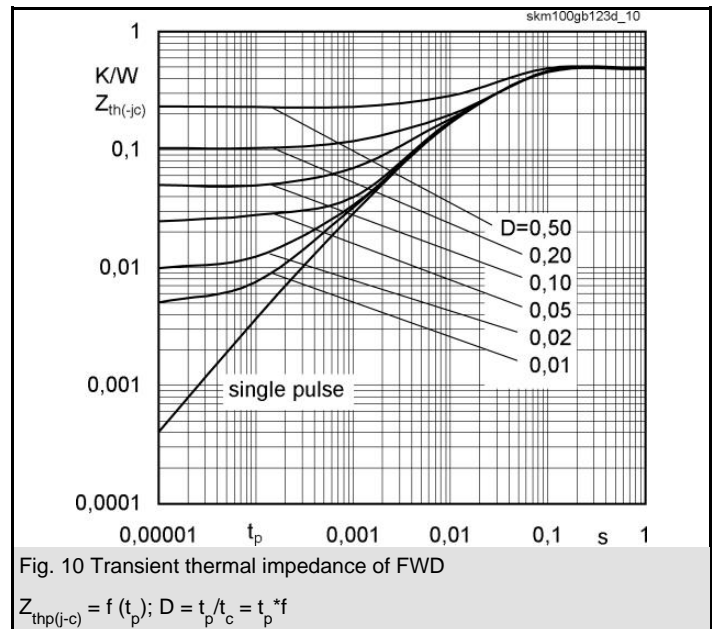
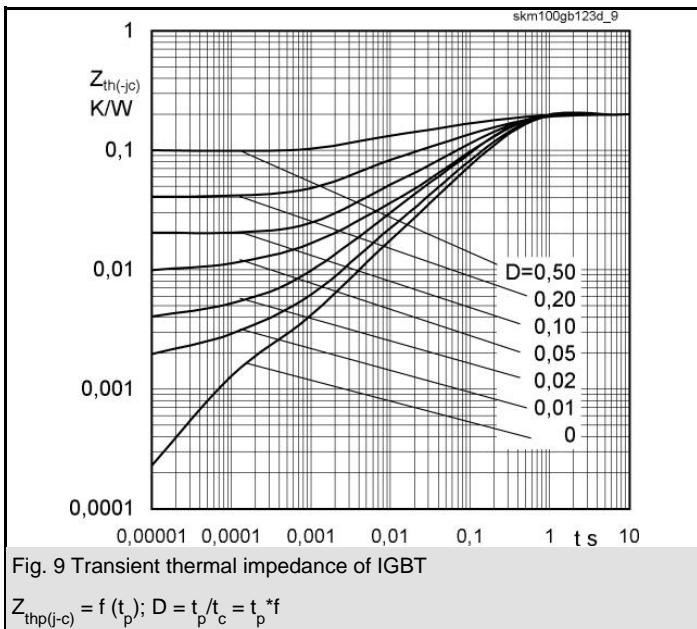
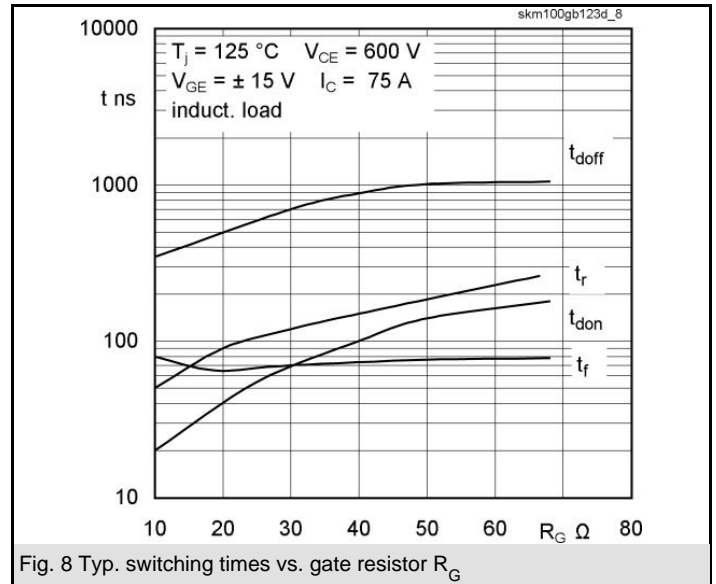
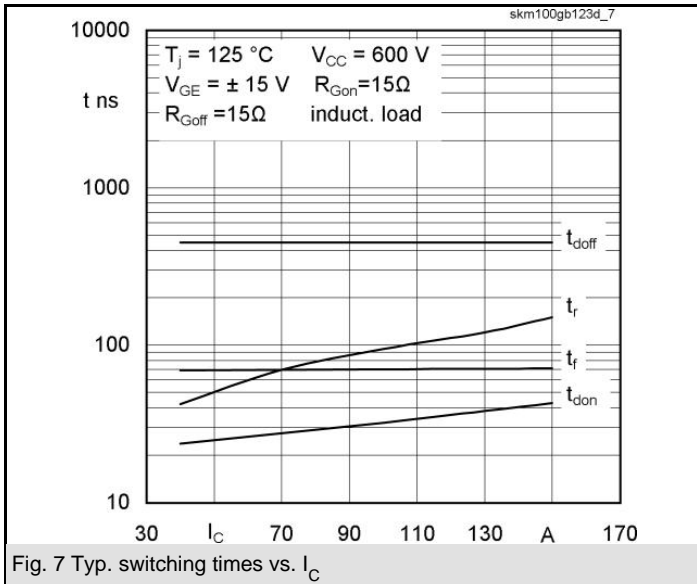
- Switching (not for linear use)



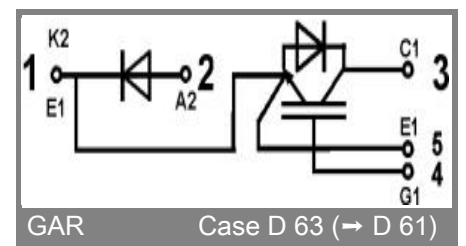
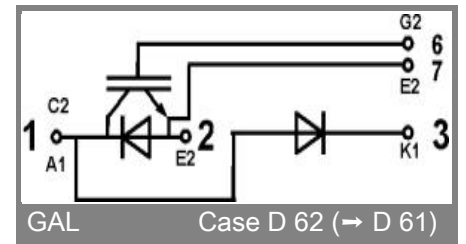
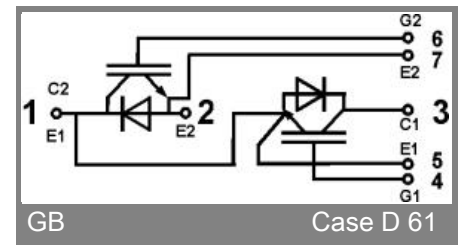
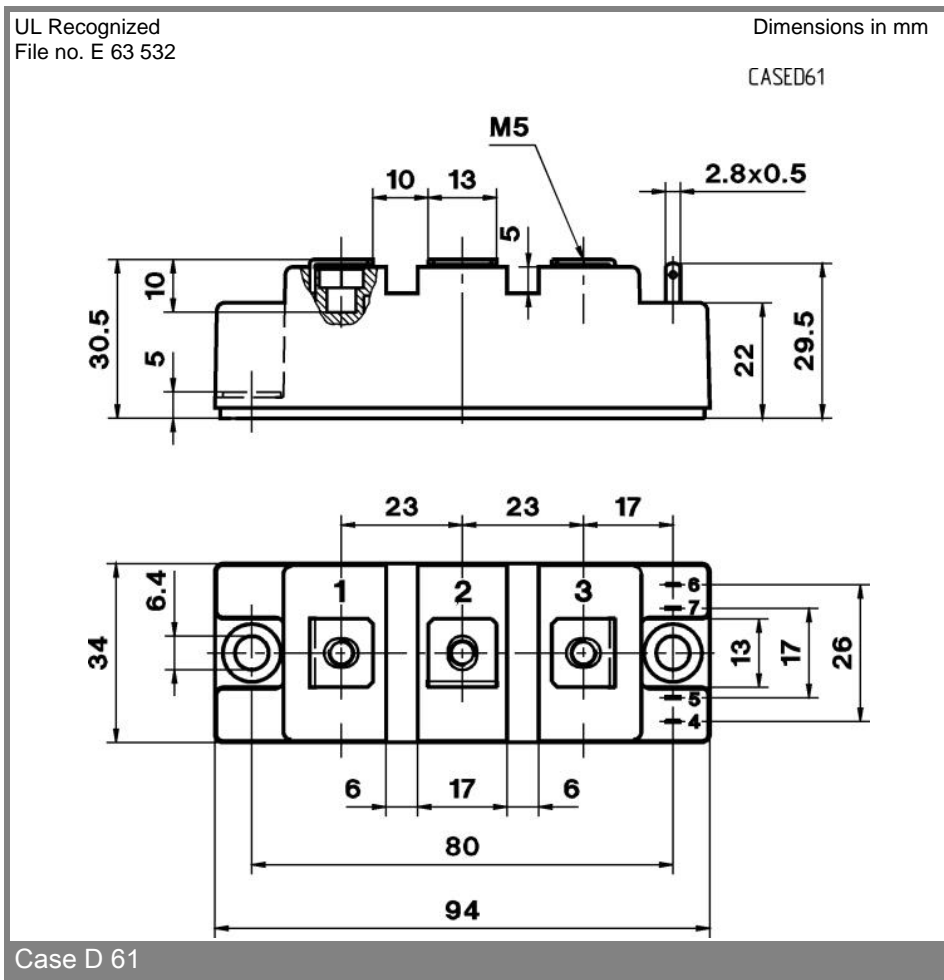
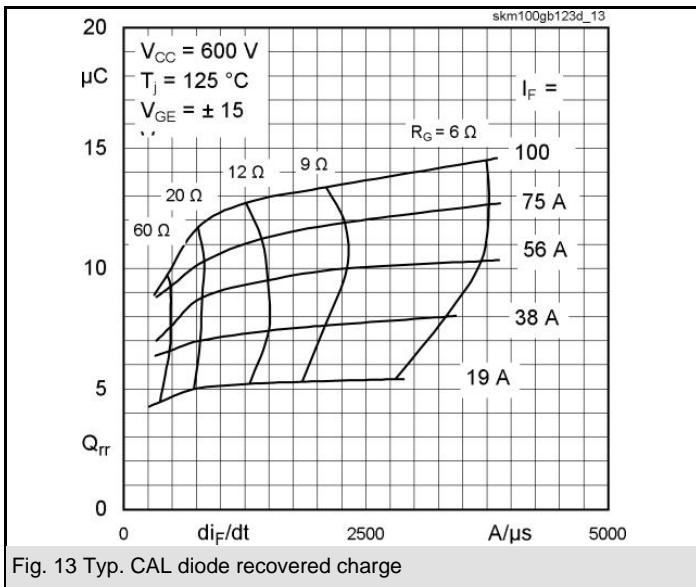
Absolute Maximum Ratings		$T_c = 25\text{ }^\circ\text{C}$ , unless otherwise specified	
Symbol	Conditions	Values	Units
<b>IGBT</b>			
$V_{CES}$		1200	V
$I_C$	$T_c = 25\text{ (80) }^\circ\text{C}$	100 (90)	A
$I_{CRM}$	$t_p = 1\text{ ms}$	150	A
$V_{GES}$		$\pm 20$	V
$T_{vj}$ ( $T_{stg}$ )	$T_{OPERATION} \leq T_{stg}$	- 40 ... + 150 (125)	$^\circ\text{C}$
$V_{isol}$	AC, 1 min.	2500	V
<b>Inverse diode</b>			
$I_F$	$T_c = 25\text{ (80) }^\circ\text{C}$	95 (65)	A
$I_{FRM}$	$t_p = 1\text{ ms}$	150	A
$I_{FSM}$	$t_p = 10\text{ ms}$ ; sin.; $T_j = 150\text{ }^\circ\text{C}$	720	A
<b>Freewheeling diode</b>			
$I_F$	$T_c = 25\text{ (80) }^\circ\text{C}$	130 (90)	A
$I_{FRM}$	$t_p = 1\text{ ms}$	200	A
$I_{FSM}$	$t_p = 10\text{ ms}$ ; sin.; $T_j = 150\text{ }^\circ\text{C}$	1100	A

Characteristics		$T_c = 25\text{ }^\circ\text{C}$ , unless otherwise specified			
Symbol	Conditions	min.	typ.	max.	Units
<b>IGBT</b>					
$V_{GE(th)}$	$V_{GE} = V_{CE}$ , $I_C = 2\text{ mA}$	4,5	5,5	6,5	V
$I_{CES}$	$V_{GE} = 0$ , $V_{CE} = V_{CES}$ , $T_j = 25\text{ (125) }^\circ\text{C}$		0,1	0,3	mA
$V_{CE(TO)}$	$T_j = 25\text{ (125) }^\circ\text{C}$		1,4 (1,6)	1,6 (1,8)	V
$r_{CE}$	$V_{GE} = 15\text{ V}$ , $T_j = 25\text{ (125) }^\circ\text{C}$		14,6 (20)	18,6 (25,3)	m $\Omega$
$V_{CE(sat)}$	$I_{Cnom} = 75\text{ A}$ , $V_{GE} = 15\text{ V}$ , chip level		2,5 (3,1)	3 (3,7)	V
$C_{res}$	under following conditions		5	6,6	nF
$C_{oes}$	$V_{GE} = 0$ , $V_{CE} = 25\text{ V}$ , $f = 1\text{ MHz}$		0,72	0,9	nF
$C_{res}$			0,38	0,5	nF
$L_{CE}$				30	nH
$R_{CC'+EE'}$	res., terminal-chip $T_c = 25\text{ (125) }^\circ\text{C}$		0,75 (1)		m $\Omega$
$t_{d(on)}$	$V_{CC} = 600\text{ V}$ , $I_{Cnom} = 75\text{ A}$		30	60	ns
$t_r$	$R_{Gon} = R_{Goff} = 15\text{ }^\circ\Omega$ , $T_j = 125\text{ }^\circ\text{C}$		70	140	ns
$t_{d(off)}$	$V_{GE} = \pm 15\text{ V}$		450	600	ns
$t_f$			70	90	ns
$E_{on}$ ( $E_{off}$ )			10 (8)		mJ
<b>Inverse diode</b>					
$V_F = V_{EC}$	$I_{Fnom} = 75\text{ A}$ ; $V_{GE} = 0\text{ V}$ ; $T_j = 25\text{ (125) }^\circ\text{C}$		2 (1,8)	2,5	V
$V_{(TO)}$	$T_j = 125\text{ ( ) }^\circ\text{C}$			1,2	V
$r_T$	$T_j = 125\text{ ( ) }^\circ\text{C}$		12	15	m $\Omega$
$I_{RRM}$	$I_{Fnom} = 75\text{ A}$ ; $T_j = 125\text{ ( ) }^\circ\text{C}$		27 (40)		A
$Q_{rr}$	$di/dt = 800\text{ A}/\mu\text{s}$		3 (10)		$\mu\text{C}$
$E_{rr}$	$V_{GE} = 0\text{ V}$		3		mJ
<b>FWD</b>					
$V_F = V_{EC}$	$I_F = 100\text{ A}$ ; $V_{GE} = 0\text{ V}$ , $T_j = 25\text{ (125) }^\circ\text{C}$		2 (1,8)	2,2	V
$V_{(TO)}$	$T_j = 125\text{ ( ) }^\circ\text{C}$			1,2	V
$r_T$	$T_j = 125\text{ ( ) }^\circ\text{C}$		8	11	m $\Omega$
$I_{RRM}$	$I_F = 100\text{ A}$ ; $T_j = 25\text{ (125) }^\circ\text{C}$		35 (50)		A
$Q_{rr}$	$di/dt = 1000\text{ A}/\mu\text{s}$		5 (14)		$\mu\text{C}$
$E_{rr}$	$V_{GE} = 0\text{ V}$				mJ
<b>Thermal characteristics</b>					
$R_{th(j-c)}$	per IGBT			0,18	K/W
$R_{th(j-c)D}$	per Inverse Diode			0,5	K/W
$R_{th(j-c)FD}$	per FWD			0,36	K/W
$R_{th(c-s)}$	per module			0,05	K/W
<b>Mechanical data</b>					
$M_s$	to heatsink M6	3		5	Nm
$M_t$	to terminals M5	2,5		5	Nm
w				160	g





# SKM 100GB123D



This is an electrostatic discharge sensitive device (ESDS), international standard IEC 60747-1, Chapter IX.

This technical information specifies semiconductor devices but promises no characteristics. No warranty or guarantee expressed or implied is made regarding delivery, performance or suitability.